

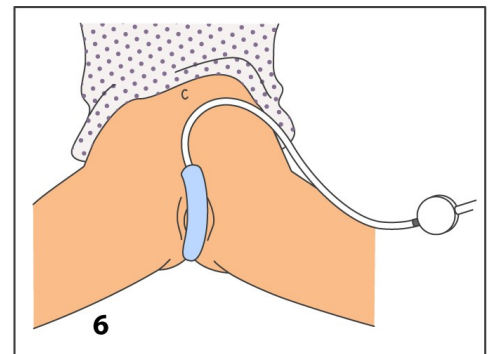
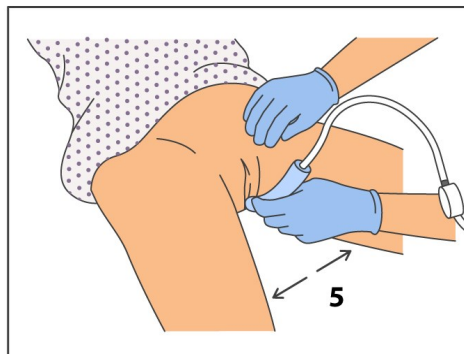
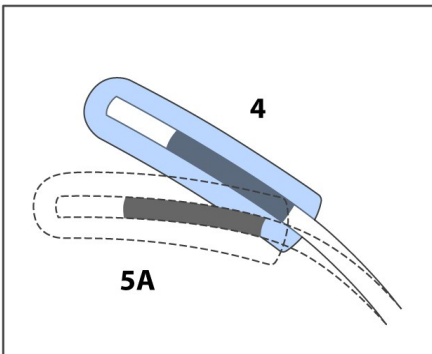
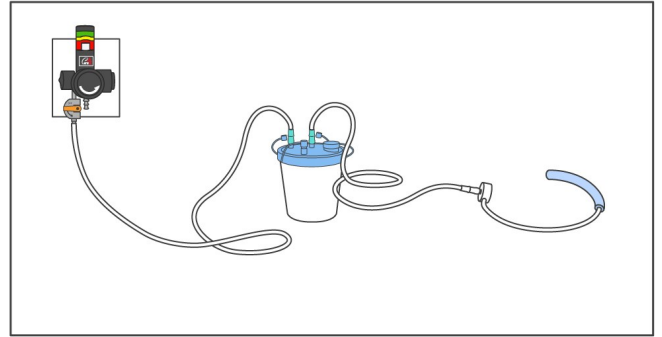
Instructions for Use

Prior to Use:

1. Perform perineal skin assessment and document per hospital protocol
2. Obtain necessary supplies: The CAREDRY™ System components (Wand & Sponge), one or two lengths of tubing (depending mounted or free-standing canister), and a suction canister.

Setup:

1. Using a length of tubing, connect a clean collection canister to the Power Take Off Wall Adapter
 - A). Alternatively, this can be attached to any suction regulator that is set to full line, or maximum pressure.
2. Attach an additional length of tubing to the canister, turn suction to FULL LINE and listen for airflow.
3. Remove a new Wand from packaging and connect to tubing and collection canister.
4. Remove a new Sponge from packaging. Insert the tip of the Wand into the open end of the sponge until reaching the bottom of the channel (just past the lip of the tubing).
5. Separate patients' legs, gluteus, and labia. Tuck device vertically (Sponge down) between anatomy and close legs.
 - A). Note: If needed, the Wand can be bent and shaped to conform to the patient's anatomy.
6. Gently close legs and place/drape the tubing and connected side of the Wand in a comfortable location where it is unlikely to become dislodged.
7. Device is now ready for use.

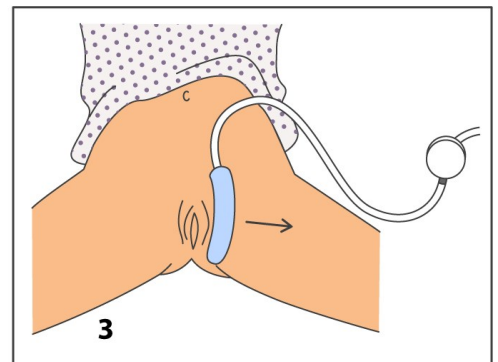


In Use:

1. Continue to assess skin condition and ensure tubing is connected while in use.
2. Assess device periodically to ensure tubing is not a discomfort to patient
3. Replace Sponge when soiled, every 24 hours, or per hospital protocol.
4. Replace suction tubing and empty and/or replace collection canister as needed per hospital protocol.

Sponge Replacement:

1. Obtain replacement Sponge
2. Turn suction to OFF.
3. Separate patients' anatomy, gently remove device, and dispose of the Sponge*.
4. Assess skin integrity & document per hospital protocol.
5. Replace the Wand after 14 days of consecutive use.
6. Using a new Sponge, repeat the setup instructions, beginning at step 4.
 - * Sponge may be considered a potential biohazard. Dispose of according to your hospital protocol.



Removal:

1. To permanently remove device from use, repeat steps 2-4 of Sponge replacement, and dispose of all supplies per hospital protocol.

BOEHRINGER®

Instructions for Use

Description

The CAREDRY™ System is a non-invasive urinary management system for females. System features a suction regulator pre-set to 55mmHg nominal, a conformable wand, and a proprietary wicking foam.

Indications

The CAREDRY™ System is indicated for external urinary incontinence management in female patients.

Contraindications

Do not use for applications other than collection of urine, or on patients with normal urinary function.

Do not use on patients with bowel incontinence or heavy menstruation without adequate management to reduce risk of contamination.

Disposal

Dispose of Sponge per hospital protocol after 24 hours of use or sooner if there is evidence of contamination.

Dispose of Wand per hospital protocol after 14 days of use or sooner if there is evidence of contamination.

Empty or replace collection canister as needed, per hospital protocol.

Storage & Shelf Life

Store for up to 2 years or the date on the packaging, whichever is earlier. Store in a climate controlled space between 60 and 80 degrees Fahrenheit.

Warnings

Rx Only This product is for use by or on the order of a physician.



CAREDRY™ System is for single patient use. Reuse may adversely affect the performance and risks cross contamination of patients. Do not attempt to clean.



CAREDRY™ System should be disposed of per your facility's bio-hazardous waste protocols.



CAREDRY™ System is packaged clean; but non-sterile



Latex Free



CAREDRY™ System must only be attached to vacuum systems. Do not attach to compressed air, nitrogen, or oxygen.

Ensure wall outlet meets the requirements of NFPA 99. Non-compliant wall outlets may affect regulator performance.

Discontinue use if skin breakdown or allergic reaction occurs

Do not insert into any body cavity

Do not use with portable suction pumps

Do not attach to intermittent suction.

Do not use the Sponge without the Wand.



Boehringer Laboratories, LLC.
300 Thoms Drive, Phoenixville, PA 19460
1-800-642-4945 www.boehringerlabs.com
Made in USA

BOEHRINGER®

Caring for Lives through Innovation, Quality and Service

Part Number	Description	Ordering
7640	CAREDRY™ Wand	1 Box (10 Units)
7641	CAREDRY™ Wand Carton	20 Boxes (200 Units)
7645	CAREDRY™ Sponge	1 Box (30 Units)
7646	CAREDRY™ Sponge Carton	16 Boxes (480 Units)